

**TRIPLE DOOR OVERLAP** promotes high insulation against air and water penetration

**JAMB EXTENSIONS** available for any wall thickness

**2 3/8" THICK SASH AND JAMB** made from triple laminated vertical grain Douglas-Fir or a wood of your choice

No air leaks around threshold due to **continuous heavy duty GASKET ON ALL FOUR SIDES**

**3 WAY ADJUSTABLE DOOR PANEL** (up-down/ left-right/ in-out)

**EURO DOOR**

**DUAL-PANE GLASS 1" THICK**  
Full range of glazing options:  
Low-E, Argon, Tempered, Obscure, Triple pane etc.

**GLASS SPACERS** available in silver, bronze and champagne

**TRUE-DIVIDED LITE MUNTINS ("TDL")** available as add-on option in any lite pattern

**SIMULATED-DIVIDED LITE MUNTINS ("SDL")** available as add-on option in any lite pattern

**3-WAY ADJUSTABLE HINGES** (up-down/ left-right/ in-out)

wide selection of **HANDLE STYLES AND FINISHES**

**HEAVY DUTY MORTISE LOCK CASE**

**FLAT OR RAISED WOOD PANELS** (minimum thickness = 1")

**5-POINT LOCKING HARDWARE, made in Germany**  
\_multi-point locking for increased security and weather tightness

EXTERIOR **ALUMINUM CLADDING** (available as add-on option)

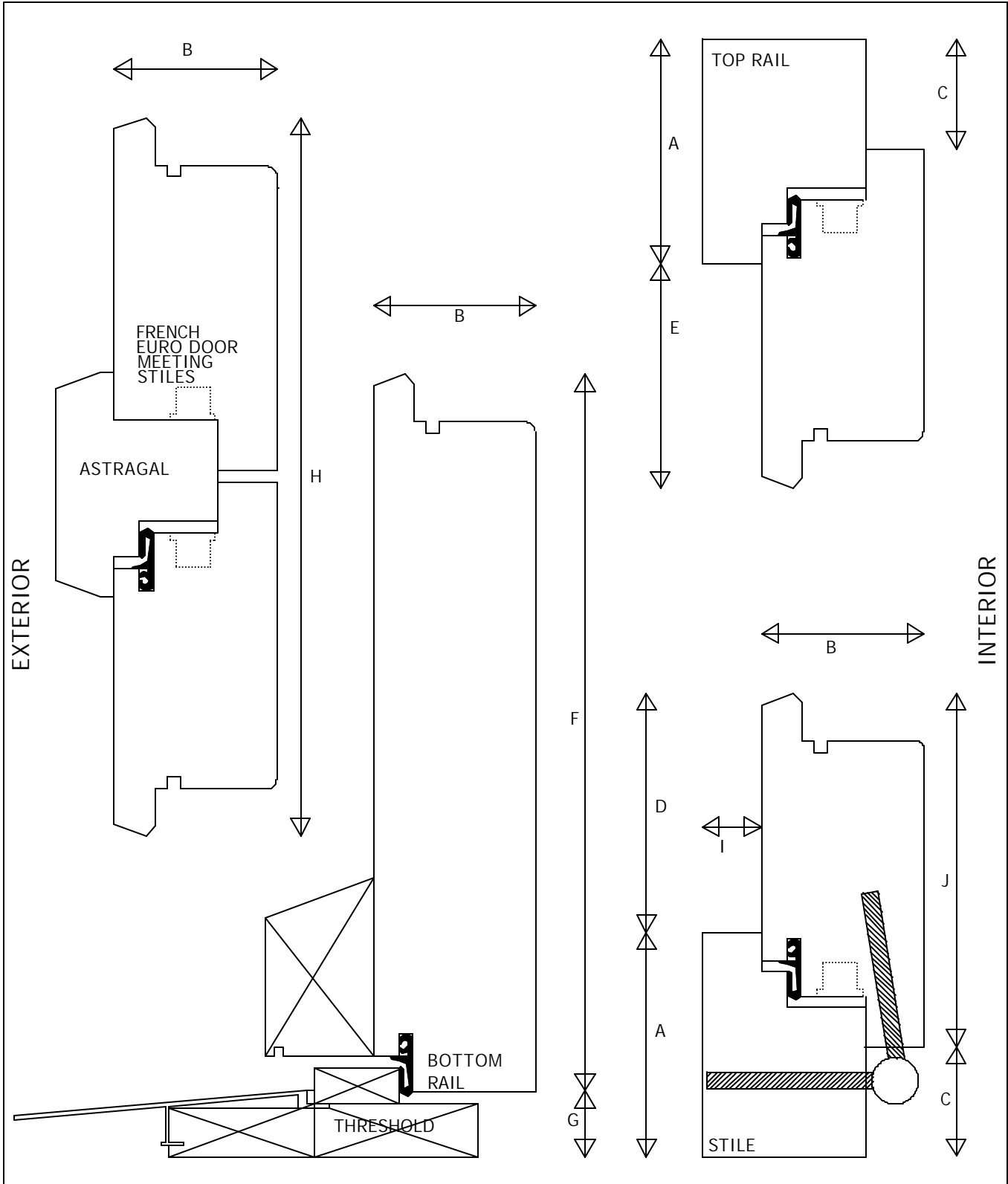
**TRIPLE DOOR OVERLAP** promotes high insulation against air and water penetration

**FRENCH EURO DOOR**

**HH WINDOWS & DOORS SEATTLE, WA EURO DOOR**

**CUSTOM SIZES AND CUSTOM DESIGN - IN-SWING or OUT-SWING - ALL DOORS ARE PRE-HUNG WITH JAMBS, THRESHOLD & HARDWARE**

Locking point (red circle) Shoot bolt (blue circle)

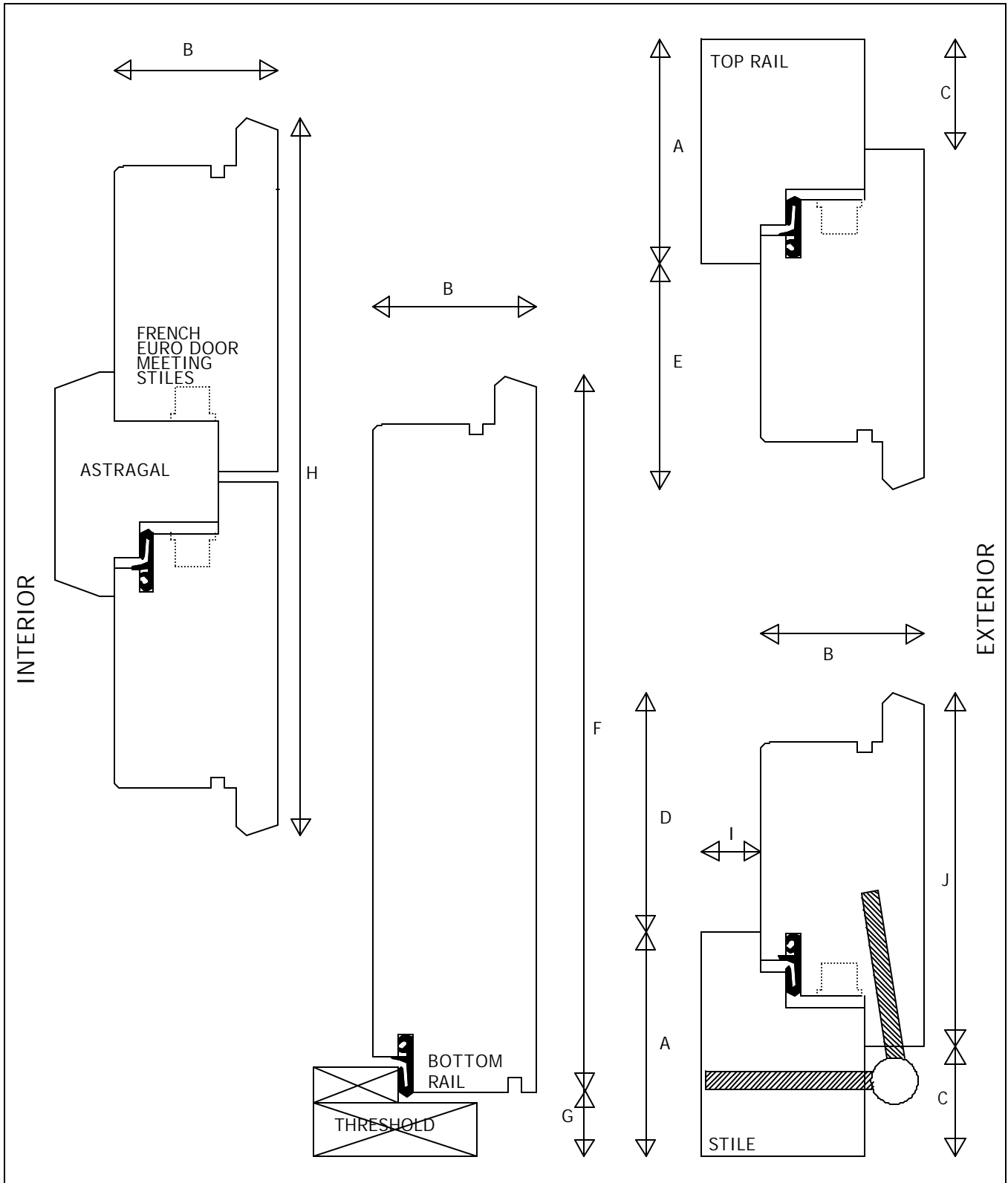


110303

TITLE: EURO-DOOR, INSWING
scale: 1/2
file: 03catalogue\sections\eurodoor\ED-IN-1
<b>HH WINDOWS &amp; DOORS</b>
tel: 206-763-3438 fax: 206-527-8724 www.hhwindows.com

	INCHES	MM		INCHES	MM
A	3.15	80	F	10.08	256
B	2.28	58	G	0.91	23
C	1.53	39	H	10.08	256
D	3.35	85	I	0.83	21
E	3.15	80	J	4.96	126

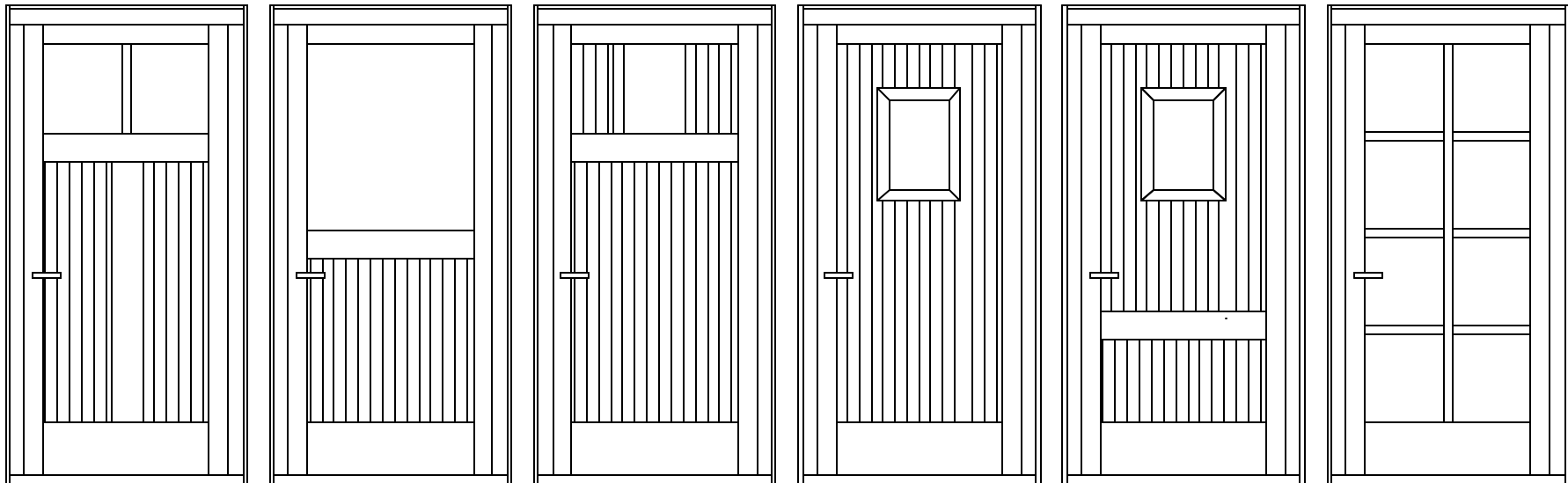
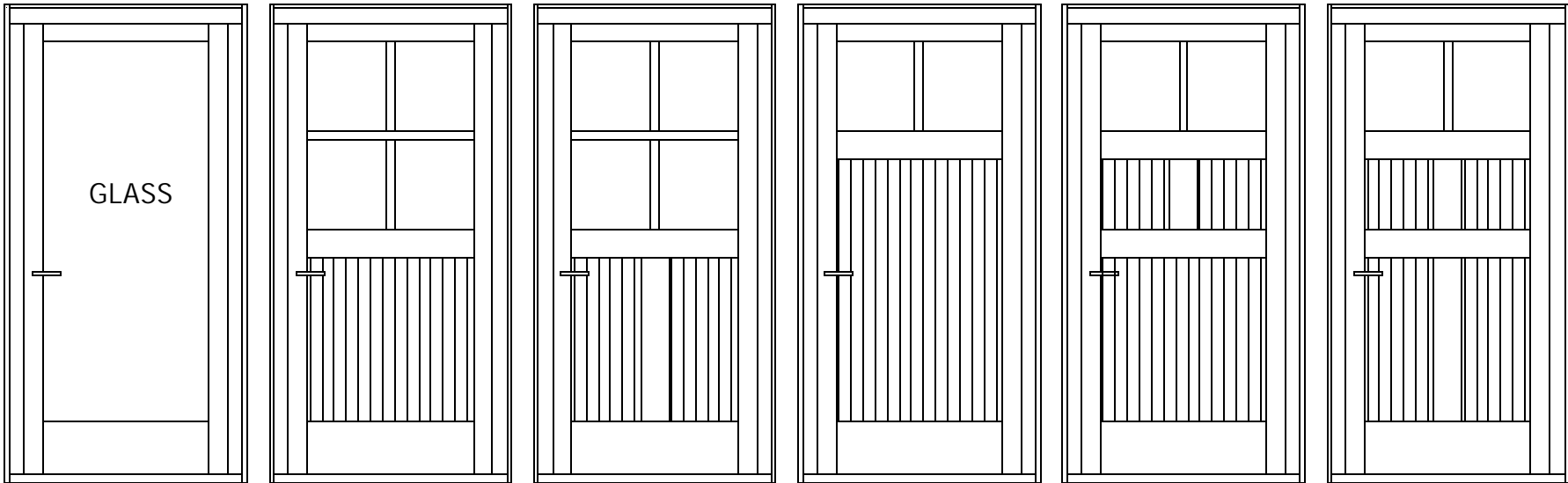
#6



110303


		INCHES		MM				INCHES		MM	
TITLE: EURO-DOOR, OUTSWING		A	3.15	80	F	10.08	256				
scale: 1/2		B	2.28	58	G	0.91	23				
file: 03catalogue\sections\eurodoor\ED-OUT-1		C	1.53	39	H	10.08	256				
<b>HH WINDOWS &amp; DOORS</b>		D	3.35	85	I	0.83	21				
tel: 206-763-3438 fax: 206-527-8724 www.hhwindows.com		E	3.15	80	J	4.96	126				

#7




DOOR DESIGNS

# TRIM HARDWARE FOR EURO DOOR



**Please note:**  
All back plates and door handles are available in a wide range of shapes and finishes and will be selected by the customer

## TRIM HARDWARE FOR DOUBLE (FRENCH) EURO DOOR/PASSIVE DOOR



**3-WAY ADJUSTABLE BARREL HINGE (ANUBA 3D)**  
**(supplied and installed by HH WINDOWS & DOORS)**

LEFT/RIGHT ADJUSTMENT  
 $\pm 4\text{mm}$

Door panel  
mounted

CLOSING PRESSURE  
ADJUSTMENT  $\pm 4\text{mm}$

Jamb mounted

HEIGHT ADJUSTMENT  
 $\pm 2.5\text{mm}$

5mm Allen wrench

ANUBA 3D HINGE  
self-lubricating  
CAPACITY: 180kg (400lbs)  
PER HINGE

